

FOOT SWITCH

Features

- Momentary pedal action versions available
- Metal die-cast and plastic body are available

Product Selection

EFS - □

1 2

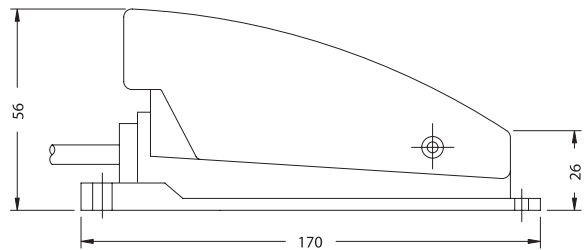
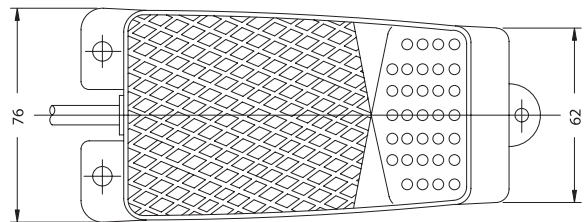
1.TYPET 2.RATING

EFS	A: 15A 250VAC
	B: 10A 250VAC
EFS-D TYPE	10A 250VAC
FS TYPE	1: 10A 250VAC

Dimensions

Unit: mm

EFS-A EFS-B



HIGHLY

G1

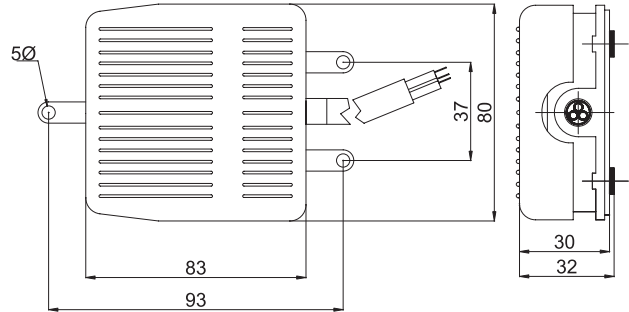
Design, specifications are subject to change without notice.

FOOT SWITCH

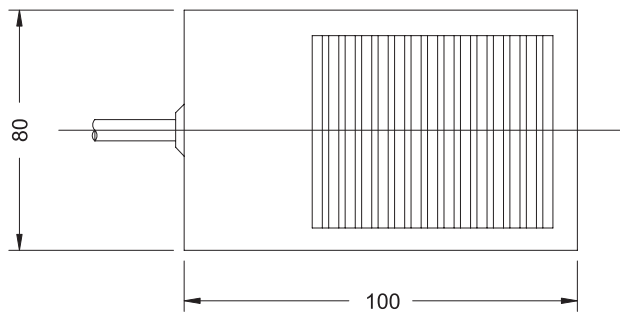
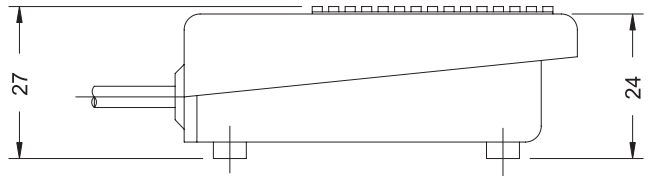
Dimensions

Unit: mm

EFS-D



FS-1



HIGHLY

G2

Design, specifications are subject to change without notice.