

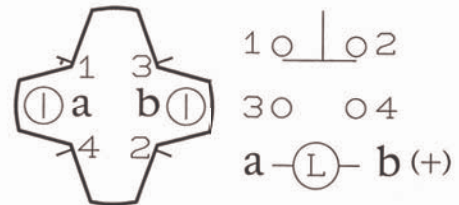
# SOLDERING TYPE ILLUMINATED SWITCHES & PUSHBUTTON SWITCHES

## Round

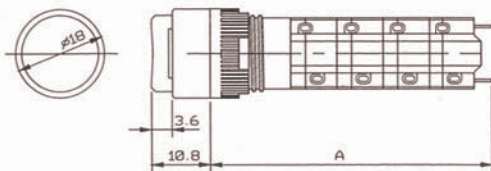


Accessories see page 13~14  
 Technical data see page 2  
 Ordering information see page 7

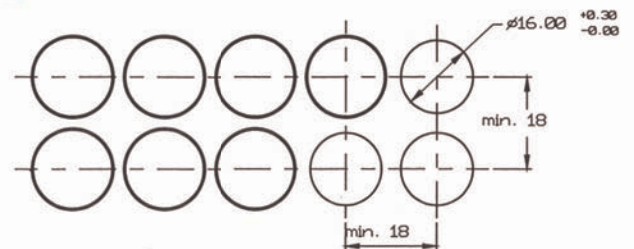
### Bottom view



### Mounting dimensions, mm



### Dimensions, mm



Description	Type	Contact block diagram (button not depressed)	Mounting length (A)	Case colour
Illuminated or non-illuminated pushbutton, 1 pole momentary action	SPST		29 mm	black red
Illuminated or non-illuminated pushbutton, 2 pole momentary action	DPST		36.5 mm	black red
Illuminated or non-illuminated pushbutton, 3 pole momentary action	3PST		44 mm	black red
Illuminated or non-illuminated pushbutton, 4 pole momentary action	4PST		51.5 mm	black red
Illuminated or non-illuminated pushbutton, 1 pole alternate action	SPST		29 mm	black red
Illuminated or non-illuminated pushbutton, 2 pole alternate action	DPST		36.5 mm	black red
Illuminated or non-illuminated pushbutton, 3 pole alternate action	3PST		44 mm	black red
Illuminated or non-illuminated pushbutton, 4 pole alternate action	4PST		51.5 mm	black red

NOTES: As usual, silver contactors are commonly used. However, if it is used for small signal, we wish to recommend the use of gold plated contactors for which you are most welcome to contact with us for detailed specifications



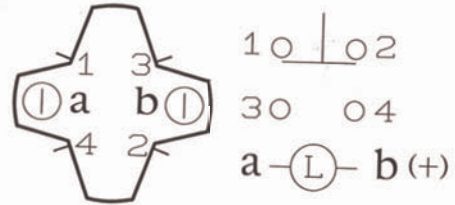
# SOLDERING TYPE ILLUMINATED SWITCHES & PUSHBUTTON SWITCHES

## Rectangular

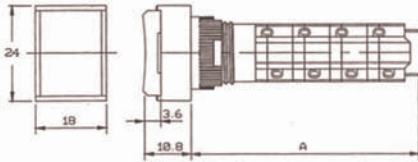


Accessories see page 13~14  
 Technical data see page 2  
 Ordering information see page 7

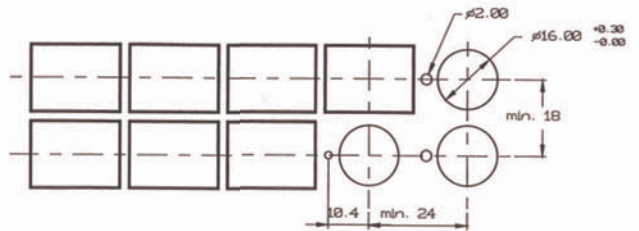
### Bottom view



### Mounting dimensions, mm



### Dimensions, mm



Description	Type	Contact block diagram (button not depressed)	Mounting length (A)	Case colour
Illuminated or non-illuminated pushbutton, 1 pole momentary action	SPST		29 mm	black red
Illuminated or non-illuminated pushbutton, 2 pole momentary action	DPST		36.5 mm	black red
Illuminated or non-illuminated pushbutton, 3 pole momentary action	3PST		44 mm	black red
Illuminated or non-illuminated pushbutton, 4 pole momentary action	4PST		51.5 mm	black red
Illuminated or non-illuminated pushbutton, 1 pole alternate action	SPST		29 mm	black red
Illuminated or non-illuminated pushbutton, 2 pole alternate action	DPST		36.5 mm	black red
Illuminated or non-illuminated pushbutton, 3 pole alternate action	3PST		44 mm	black red
Illuminated or non-illuminated pushbutton, 4 pole alternate action	4PST		51.5 mm	black red

NOTES: As usual, silver contactors are commonly used. However, if it is used for small signal, we wish to recommend the use of gold plated contactors for which you are most welcome to contact with us for detailed specifications



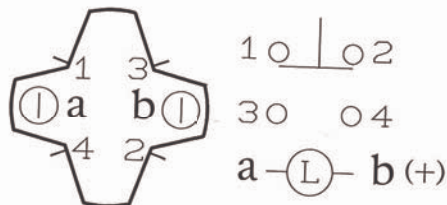
# SOLDERING TYPE ILLUMINATED SWITCHES & PUSHBUTTON SWITCHES

## Square

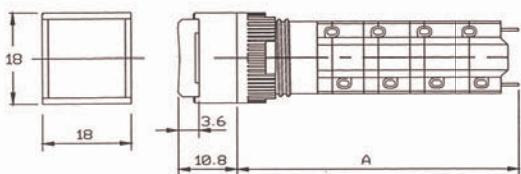


Accessories see page 13~14  
 Technical data see page 2  
 Ordering information see page 7

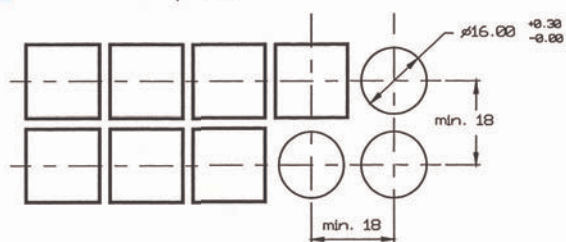
### Bottom view



### Mounting dimensions, mm



### Dimensions, mm



Description	Type	Contact block diagram (button not depressed)	Mounting length (A)	Case colour
Illuminated or non-illuminated pushbutton, 1 pole momentary action	SPST		29 mm	black red
Illuminated or non-illuminated pushbutton, 2 pole momentary action	DPST		36.5 mm	black red
Illuminated or non-illuminated pushbutton, 3 pole momentary action	3PST		44 mm	black red
Illuminated or non-illuminated pushbutton, 4 pole momentary action	4PST		51.5 mm	black red
Illuminated or non-illuminated pushbutton, 1 pole alternate action	SPST		29 mm	black red
Illuminated or non-illuminated pushbutton, 2 pole alternate action	DPST		36.5 mm	black red
Illuminated or non-illuminated pushbutton, 3 pole alternate action	3PST		44 mm	black red
Illuminated or non-illuminated pushbutton, 4 pole alternate action	4PST		51.5 mm	black red

NOTES: As usual, silver contactors are commonly used. However, if it is used for small signal, we wish to recommend the use of gold plated contactors for which you are most welcome to contact with us for detailed specifications

# SOLDERING TYPE PUSHBUTTON SWITCHES & INDICATORS ORDER INFORMATION

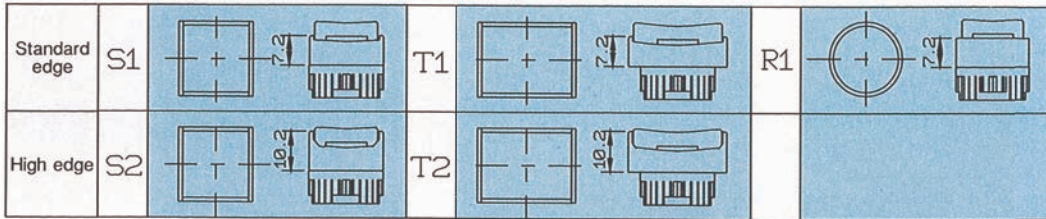
Order no : **D16**  —

φ 16 mm basic type: \_\_\_\_\_

Functions : \_\_\_\_\_

- LA : Soldering type pushbutton switches with alternate action
- LM : Soldering type pushbutton switches with momentary action
- PL : Pilot indicator

Pushbutton Head : \_\_\_\_\_



Contact Arrange : \_\_\_\_\_

- 000 : Non contact
- 1ab : 1 NO + 1 NC
- 2ab : 2 NO + 2 NC
- 3ab : 3 NO + 3 NC
- 4ab : 4 NO + 4 NC

Lamp and Voltage : \_\_\_\_\_

- 0 : Without lamp
- A : Incandescent    6 V    AC/DC    200 mA
- B : Incandescent    14 V    AC/DC    80 mA
- C : Incandescent    28 V    AC/DC    40 mA
- F : Neon            110 V    AC    green / red
- G : Neon            220 V    AC    green / red
- H : LED             6 V    DC    green / yellow / red
- J : LED             12 V    DC    green / yellow / red
- K : LED             24 V    DC    green / yellow / red

Special type :

- M : Incandescent    6 V    AC/DC    40 mA
- N : Incandescent    14 V    AC/DC    40 mA
- L : Incandescent    33 V    AC/DC    35 mA
- D : Incandescent    48 V    AC/DC    25 mA
- E : Incandescent    60 V    AC/DC    20 mA

Color Lens : \_\_\_\_\_

- B : Blue      G : Green      O : Orange
- R : Red      W : White      Y : Yellow

Order Example :

If you want to order a round head illuminated pushbutton switch with a yellow color lens 60V DC 20 mA incandescent lamp, 3NO + 3NC contacts, alternate action

It's order # as : D16LAR1-3abEY

If you want to order a rectangular head pushbutton switch with high edge, non-illuminated and red color lens, 2NO + 2NC contacts momentary action

It's order # as : D16LMT2-2abOR

If you want to order a square head pilot indicator with standard edge, blue color lens, 28V DC 40mA incandescent lamp.

It's order # as : D16PLS1-000CB